



AL GHADEER

G A R D E N S

L I V E W H E R E

L I F E G R O W S



DISCLAIMER

SCREENSHOTS OF THIS EVENT ARE NOT ALLOWED
TO BE TAKEN OR SHARED. KINDLY COMPLY.

WHERE LIFE FEELS FULLER

From the spaces we build to the experiences we shape, every detail is designed to make life a little richer.

Because at Aldar, it's never just about where you live. It's about what becomes possible there. Communities that feel grounded from day one, yet never stop growing.



EVERY ALDAR COMMUNITY STARTS WITH PILLARS



NATURE

We immerse residents in the expansive open sky and the serene beauty of cultivated green spaces, offering a restorative connection to the natural world and a cherished tranquility.

RESIDENTIAL

Our homes are thoughtfully designed to grow with your family, with generous spaces, open lawns, and built-in quality that ensures a fuller life unfolds within every detail.

COMMUNITY

Designed around the rituals that matter, we foster a genuine sense of belonging where neighbors become friends, shared moments thrive, and the community actively cultivates a warm, family-oriented atmosphere.

CONNECTIVITY

Al Ghadeer Gardens provides a unique blend of serene living with seamless access to both Abu Dhabi and Dubai, alongside the convenience of Zayed International Airport and Al Maktoum International Airport and essential amenities, keeping the wider world within easy reach.

EDUCATION

With a school planned within Al Ghadeer, everyday life will feel more connected, convenient, and complete.





A SPACE BUILT

TO BREATHE



AL GHADEER

GARDENS

Introducing a new community shaped by open skies, and a more grounded rhythm of life. Thoughtfully positioned between Dubai and Abu Dhabi, Al Ghadeer Gardens brings nature, community, and everyday ease together in one place.

THE LOCATION



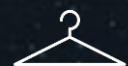
WHERE LIFE THRIVES SUSTAINABLY

At Al Ghadeer Gardens, sustainability is part of everyday living. With Pearl 2 and Fitwel – 2 Star certifications, the community is designed to nurture a healthier, more comfortable way of life.

EVERYTHING YOU NEED, ALREADY IN AL GHADEER



Parks



Dry Cleaning



Grocery
Store



Mosque



Wrap That
Café



Montessori
Nursery



Hair & Beauty
Salon

AMENITIES IN AL GHADEER GARDENS



Community
Centre



Swimming
Pool



Splash Pad &
Water Slide



General
Play Area



Basketball
Court



Paddle
Court



Events
Lawn



Edible
Garden



Desert
Stargazing
Lawns



Streets that
Prioritise
Pedestrians



Shaded
Walkways &
Planted
Canopies

DISTINCT BY DESIGN

Every space has been shaped with intention. Large windows invite natural light deep into each home, paired with premium layered finishes that bring depth and tactility to every surface.

Choose between light or dark interior schemes to match your style, with concealed storage keeping daily life beautifully out of sight. The spa-style bathrooms offer a moment of calm, designed to feel like your own private retreat.





PROPERTY DETAILS

NUMBER OF UNITS

437

TYPES OF UNITS

2 Bedroom Townhouses
3 Bedroom Townhouses
4 Bedroom Villas

HANDOVER

Q4 2029

**BE PART OF A COMMUNITY
GROWING INTO MORE**

EXQUISITE FINISHES

LIGHT SCHEME



GENERAL BEDROOM FLOORING TIMBER-LOOK PORCELAIN TILE



KITCHEN COUNTERTOP & BACKSPLASH, BATHROOM VANITY COUNTERTOP & SHOWER ACCENT WALL – PORCELAIN TILE



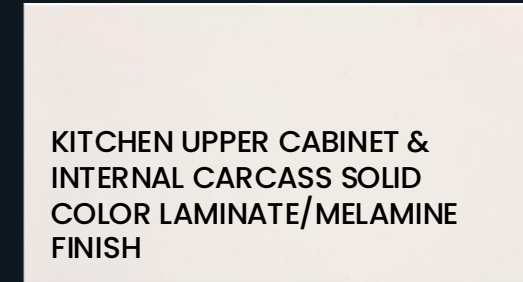
BATHROOM FLOOR & WALL FINISH PORCELAIN TILE



CEILING PAINT



WALL PAINT



KITCHEN UPPER CABINET & INTERNAL CARCASS SOLID COLOR LAMINATE/MELAMINE FINISH



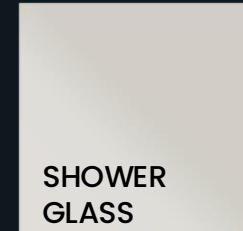
LOWER KITCHEN CABINET SHUTTERS & JOINERY TIMBER-LOOK KAMINATE FINISH



GENERAL FLOOR & STAIRCASE FLOOR FINISH PORCELAIN TILE



GENERAL METAL BRUSHED SILVER



SHOWER GLASS





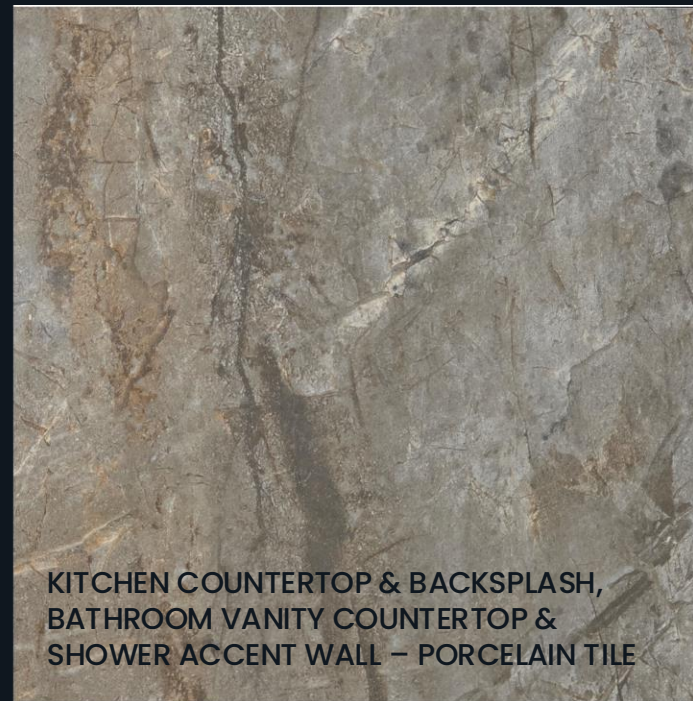




DARK SCHEME



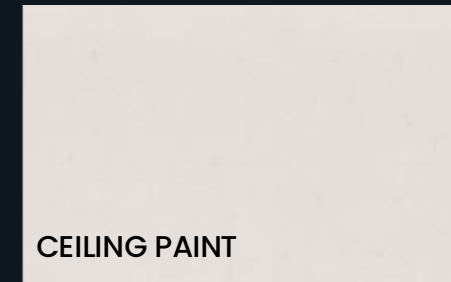
GENERAL BEDROOM FLOORING TIMBER-LOOK PORCELAIN TILE




KITCHEN COUNTERTOP & BACKSPLASH, BATHROOM VANITY COUNTERTOP & SHOWER ACCENT WALL – PORCELAIN TILE



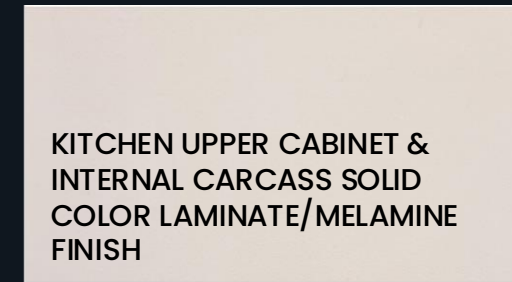
BATHROOM FLOOR & WALL FINISH PORCELAIN TILE



CEILING PAINT



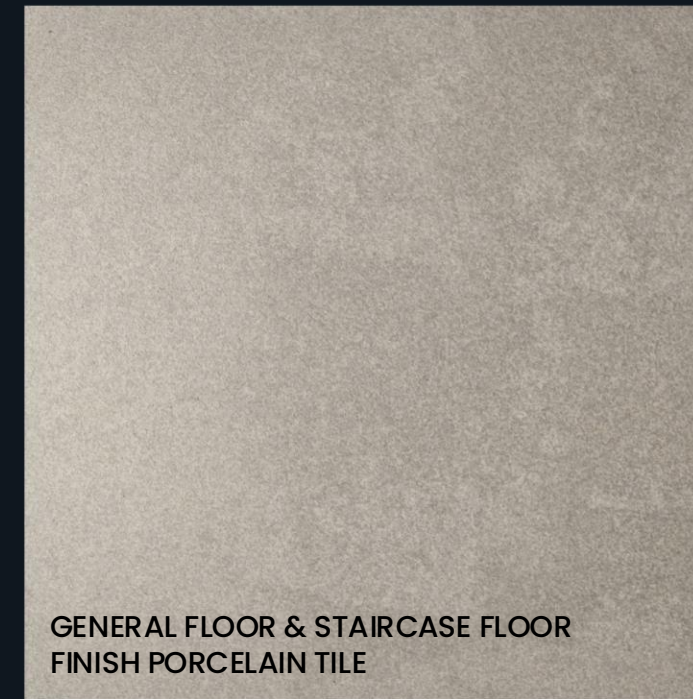
WALL PAINT



KITCHEN UPPER CABINET & INTERNAL CARCASS SOLID COLOR LAMINATE/MELAMINE FINISH



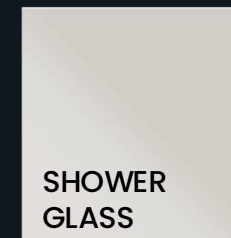
LOWER KITCHEN CABINET SHUTTERS & JOINERY TIMBER-LOOK KAMINATE FINISH



GENERAL FLOOR & STAIRCASE FLOOR FINISH PORCELAIN TILE



GENERAL METAL BRUSHED BRONZE



SHOWER GLASS









FLOOR PLANS

2 BEDROOM TOWNHOUSE



GROUND FLOOR



FIRST FLOOR

3 BEDROOM TOWNHOUSE MIDDLE



GROUND FLOOR



FIRST FLOOR

3 BEDROOM TOWNHOUSE CORNER



GROUND FLOOR



FIRST FLOOR

4 BEDROOM VILLA



GROUND FLOOR



FIRST FLOOR



AVAILABILITY

UNIT MODEL	TOTAL UNITS	GSA (SQM)	BUA (SQM)
2 BEDROOM TOWNHOUSES	108	127	152
3 BEDROOM TOWNHOUSES MIDDLE	56	155	195
3 BEDROOM TOWNHOUSES CORNER	108	160	200
4 BEDROOM VILLAS	165	204	247
TOTAL	437	-	-

Disclaimer: Unit sizes shown herein are preliminary and provided for reference only. All areas are subject to design development and may change without prior notice. Final dimensions will be confirmed upon issuance of the official documentation.



STARTING PRICE

2 BEDROOM TOWNHOUSE

AED 1.7 M



THANK

YOU

